

Scaled data based on original data using
LM-79-08 Approved Method: Electrical and Photometric Measurements of Solid-
State Lighting Products

Test Report Prepared for
Cooper Lighting Solutions
(formerly Eaton)

Brand: STREETWORKS

Report Number: P233642

Luminaire Tested: **VERD-C028-D-U-T5**

Issue Date: 3/3/2020

Test Information

Test Method: LM-79-08
Report Number: P233642
TEST IS SCALED FROM IESNA LM-79-08 TEST DATA (G2-1710-389-16)
Test Lab: INNOVATION CENTER(G2)
Issue Date: 3/3/2020
Manufacturer: COOPER LIGHTING SOLUTIONS (FORMERLY EATON)
Product Line: STREETWORKS
Catalog Number: VERD-C028-D-U-T5
Description: VERDEON ROADWAY AND AREA LUMINAIRE
(2) 70 CRI, 4000K, 930mA LEDS AND TYPE V OPTICS
Light Source: -
Ballast/Driver: ELECTRONIC DRIVER

Summary

Lumens per Lamp: N/A
Luminaire Lumens: 9514 lumens
Efficiency: N/A
Efficacy: 130.3 lumens/watt
Luminous Opening: Rectangular (W 0.79' x L: 1.25' x H: 0')
IES Classification: Type V - Short - Non-Cutoff
BUG Rating: B4 - U0 - G3

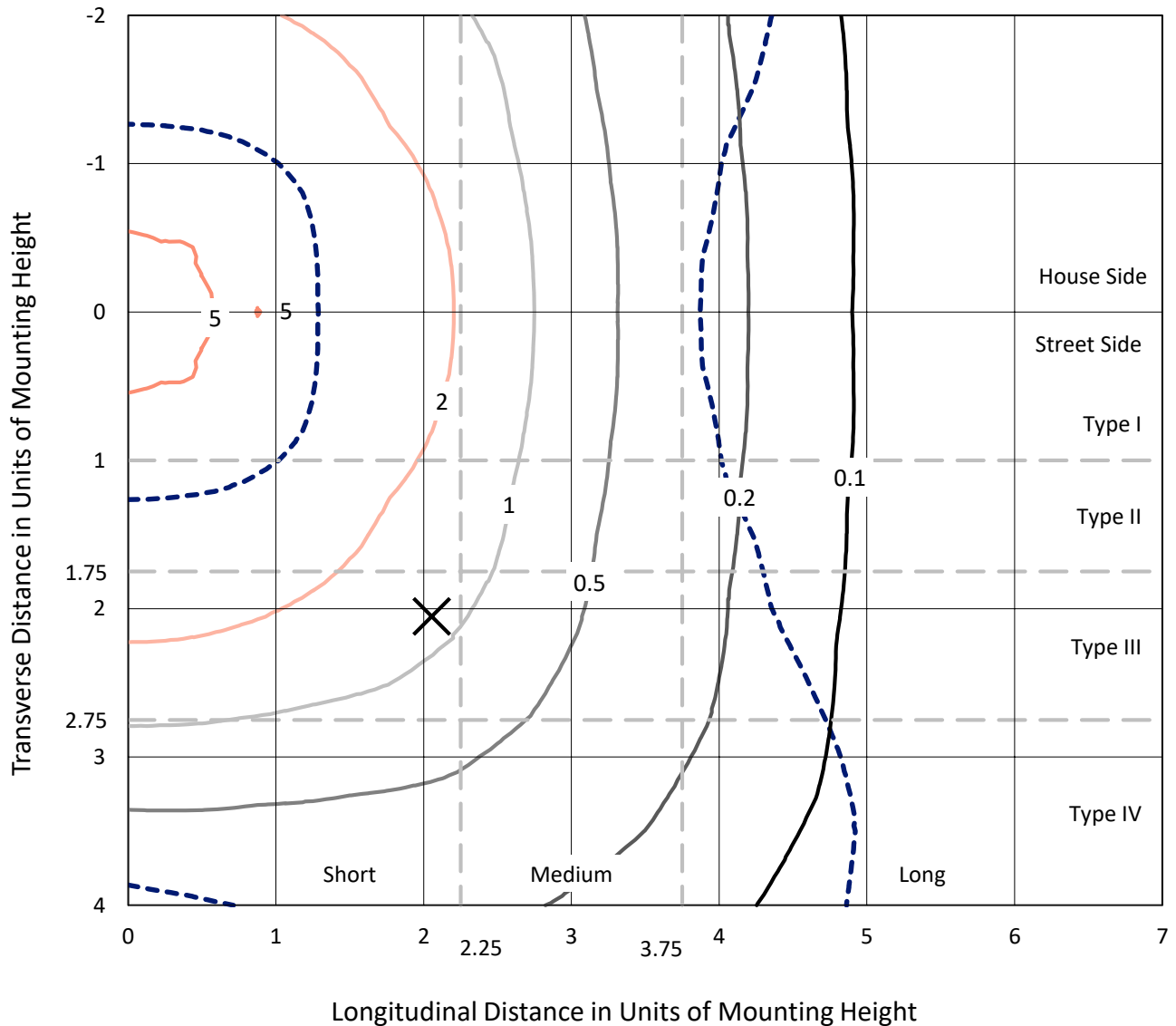
Input Watts (W): 73
Input Voltage (V): NR
Input Current (Ain): NR
Voltage Rise (V): NR
Power Factor: NR
Total Harmonic Distortion (THDi): NR
Frequency (hertz): 60
Stabilization Time: NR
Operation Time: NR
Ambient Temperature (°C): NR
Test Distance: 28.75 FT



REPORT NUMBER: P233642
 CATALOG NUMBER: VERD-C028-D-U-T5

Iso-Footcandle Lines of Horizontal Illumination

× Max cd
 - - - 1/2 Max cd

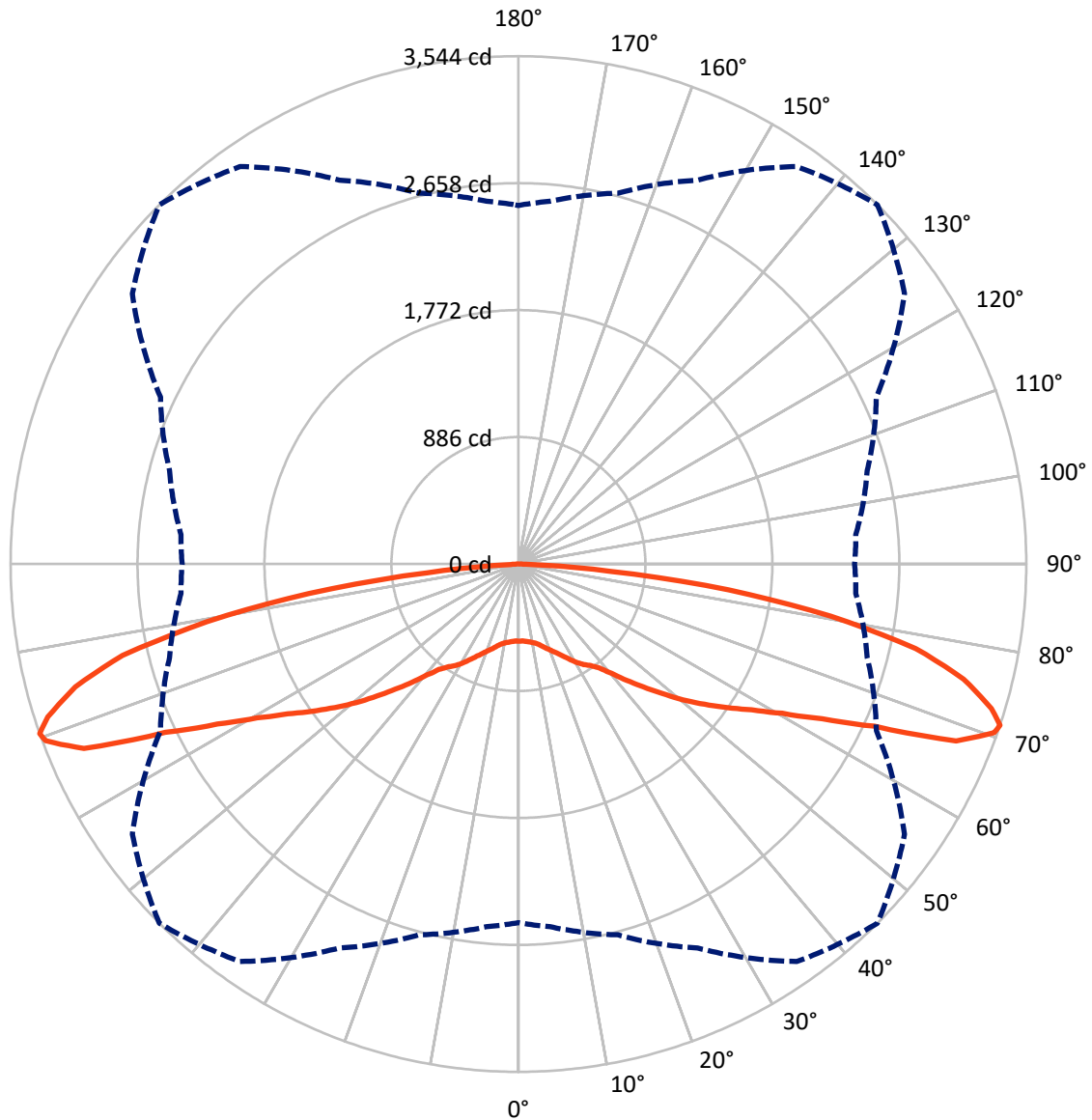


Based on 10 foot mounting height. Maximum calculated value = 5.4 fc
 Type V - Short - Non-Cutoff

REPORT NUMBER: P233642

CATALOG NUMBER: VERD-C028-D-U-T5

Luminous Intensity Polar Plot



— Vertical Plane Through 45-Deg Lateral - - - Horizontal Cone Through 71-Deg Vertical

REPORT NUMBER: P233642

CATALOG NUMBER: VERD-C028-D-U-T5

FLUX DISTRIBUTION:

		Downward	Upward	Total
House Side	Lumens	4757.0	0.0	4757.0
	% Fixture	50.0	0.0	50.0
Street Side	Lumens	4757.0	0.0	4757.0
	% Fixture	50.0	0.0	50.0
Total	Lumens	9514.0	0.0	9514.0
	% Fixture	100.0	0.0	100.0

Coefficient of Utilization

ZONAL LUMENS:

Zone	Lumens	% Fixture
0°-10°	52.4	0.6
10°-20°	168.2	1.8
20°-30°	324.2	3.4
30°-40°	548.3	5.8
40°-50°	997.2	10.5
50°-60°	1700.8	17.9
60°-70°	2727.3	28.7
70°-80°	2479.8	26.1
80°-90°	515.9	5.4
90°-100°	0.0	0.0
100°-110°	0.0	0.0
110°-120°	0.0	0.0
120°-130°	0.0	0.0
130°-140°	0.0	0.0
140°-150°	0.0	0.0
150°-160°	0.0	0.0
160°-170°	0.0	0.0
170°-180°	0.0	0.0
0°-90°	9514.0	100.0
0°-180°	9514.0	100.0



REPORT NUMBER: P233642

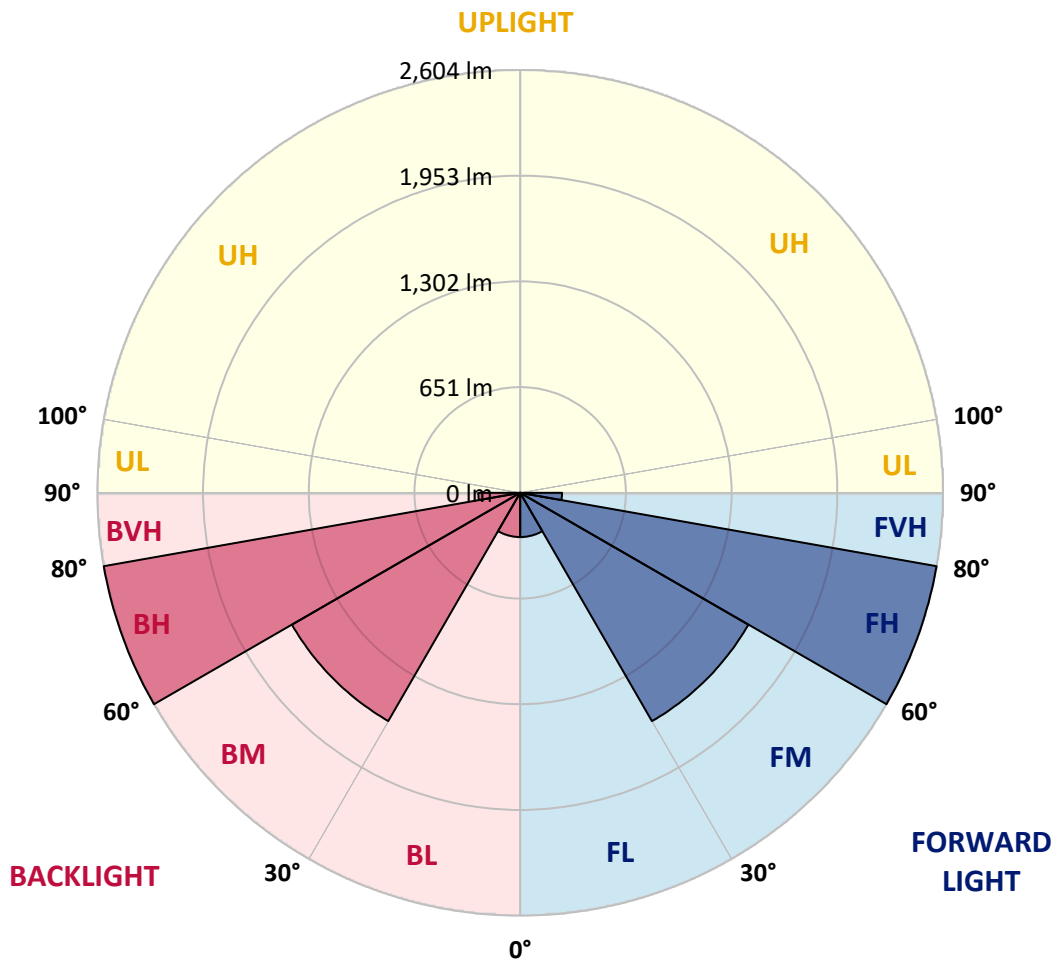
CATALOG NUMBER: VERD-C028-D-U-T5

LUMINAIRE CLASSIFICATION SYSTEM LUMEN TABLE AND BUG RATING:

Zone		Lumens	% Fixture	Zone Rating/Lumen Limit		
				B	U	G
FL	(0°-30°)	272.4	2.9			
FM	(30°-60°)	1623.1	17.1			
FH	(60°-80°)	2603.5	27.4			G2/5000
FVH	(80°-90°)	257.9	2.7			G3/500
BL	(0°-30°)	272.4	2.9	B1/500		
BM	(30°-60°)	1623.1	17.1	B2/2500		
BH	(60°-80°)	2603.5	27.4	B4/5000		G2/5000
BVH	(80°-90°)	257.9	2.7			G3/500
UL	(90°-100°)	0.0	0.0		U0/0	
UH	(100°-180°)	0.0	0.0		U0/0	

BUG Rating: B4-U0-G3

Type V Short





REPORT NUMBER: P233642

CATALOG NUMBER: VERD-C028-D-U-T5

CANDELA DISTRIBUTION (FULL):

	0°	5°	15°	25°	35°	45°	55°	65°	75°	85°	90°
0°	539.0	539.0	539.0	539.0	539.0	539.0	539.0	539.0	539.0	539.0	539.0
2.5°	544.1	544.1	543.3	539.0	539.9	537.3	535.6	536.5	537.3	537.3	536.5
5°	548.4	548.4	547.5	544.1	545.0	542.4	541.6	542.4	544.1	545.8	544.1
7.5°	556.8	556.0	554.3	550.9	550.9	549.2	547.5	548.4	550.0	550.9	550.0
10°	566.2	565.3	562.8	559.4	559.4	557.7	554.3	554.3	554.3	553.4	552.6
12.5°	576.3	575.5	572.9	569.5	572.1	569.5	567.0	566.2	563.6	561.9	561.1
15°	592.4	591.6	589.0	586.5	593.3	589.9	585.6	581.4	579.7	578.0	576.3
17.5°	611.9	611.1	609.4	607.7	616.2	616.2	608.5	600.9	601.7	599.2	597.5
20°	634.8	634.0	632.3	634.0	643.3	642.4	632.3	622.9	626.3	621.2	619.5
22.5°	663.6	661.9	659.4	661.9	675.5	672.9	660.2	651.8	654.3	651.8	650.1
25°	695.0	691.6	688.2	691.6	713.6	708.5	695.8	685.7	690.7	689.0	688.2
27.5°	725.5	722.1	719.6	717.0	750.9	750.1	733.1	722.9	728.9	729.7	730.6
30°	755.2	754.3	750.1	746.7	783.1	795.0	766.2	761.9	766.2	771.3	773.0
32.5°	795.0	793.3	789.1	783.1	807.7	836.5	804.3	807.7	814.5	824.7	823.8
35°	848.4	844.1	838.2	832.3	847.5	870.4	856.0	862.8	874.7	886.5	884.8
37.5°	905.2	904.3	898.4	884.0	900.9	921.3	917.0	929.7	950.1	973.8	970.4
40°	986.5	987.4	974.7	956.0	970.4	1003.5	1007.7	1034.0	1069.6	1103.5	1104.3
42.5°	1114.5	1112.0	1102.6	1076.4	1085.7	1110.3	1130.6	1171.3	1215.4	1250.1	1255.2
45°	1273.0	1269.6	1251.0	1209.4	1206.9	1224.7	1254.4	1306.9	1360.3	1394.2	1396.7
47.5°	1454.4	1442.5	1413.7	1359.4	1340.0	1348.4	1378.9	1437.4	1492.5	1529.8	1527.3
50°	1633.2	1634.0	1599.3	1528.1	1489.1	1489.1	1506.9	1567.9	1623.9	1658.6	1659.5
52.5°	1834.9	1827.3	1793.4	1707.8	1644.2	1626.4	1632.4	1690.0	1747.6	1784.9	1784.9
55°	2038.3	2030.7	1997.6	1902.7	1820.5	1768.8	1762.9	1817.1	1879.8	1915.4	1919.7
57.5°	2247.7	2242.6	2207.8	2104.4	2001.9	1919.7	1906.1	1968.0	2034.1	2069.7	2072.2
60°	2465.5	2458.7	2423.9	2343.4	2218.0	2114.6	2089.2	2151.9	2230.7	2277.3	2274.8
62.5°	2718.9	2710.4	2683.3	2579.9	2490.9	2379.0	2329.0	2401.1	2495.1	2549.4	2553.6
65°	2922.3	2925.7	2951.1	2935.9	2852.8	2730.8	2680.8	2796.0	2850.3	2859.6	2852.8
67.5°	2868.9	2881.6	2937.6	3063.8	3213.8	3294.4	3097.7	2959.6	2856.2	2796.0	2787.5
70°	2638.4	2647.7	2781.6	2988.4	3385.9	3523.2	3274.9	2824.8	2607.9	2514.6	2503.6
71°	2502.8	2540.9	2679.1	2956.2	3386.7	3544.4	3289.3	2756.2	2520.6	2363.8	2346.8
72.5°	2296.0	2329.0	2502.8	2835.0	3337.6	3452.9	3136.7	2595.1	2322.2	2191.7	2148.5
75°	1872.2	1933.2	2086.6	2524.0	3113.0	3209.6	2863.8	2289.2	1996.8	1855.3	1844.2
77.5°	1331.5	1373.0	1605.2	2077.3	2744.3	2835.0	2531.6	1924.8	1615.4	1484.0	1469.6
80°	739.9	781.4	1026.4	1460.3	2118.8	2210.4	1937.5	1406.1	1097.6	957.7	900.1
82.5°	331.4	356.0	536.5	865.3	1359.4	1478.1	1177.2	773.0	528.9	374.6	344.1
85°	115.3	128.0	213.6	392.4	695.8	642.4	403.4	193.2	67.8	33.1	30.5
87.5°	22.0	24.6	46.6	109.3	113.6	52.5	17.0	12.7	12.7	13.6	13.6
90°	0.0	0.0	0.0	0.0	0.0	0.0	0.0	0.0	0.0	0.0	0.0

(END OF REPORT)